

**Highland Rim  
Head Start  
2017-2018  
Annual Report**



## **About Us**

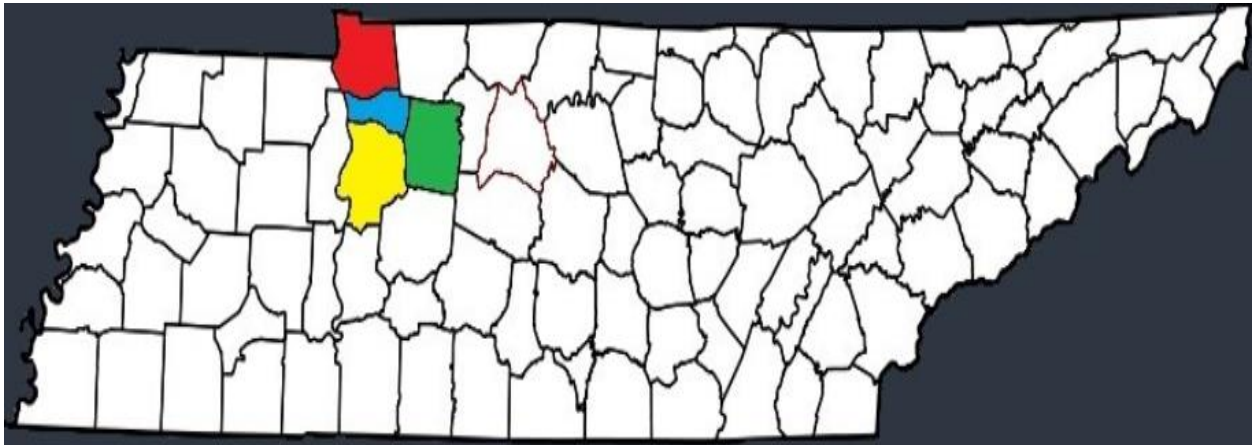
Highland Rim Economic Corporation provides Head Start services to Dickson, Houston, Humphreys, and Stewart Counties in Northwestern Tennessee. The HREC Head Start program is funded for 230 eligible pre-school children and their families. Dickson County has six (6) classrooms. Houston County has two (2) centers. Humphreys County has two (2) centers. Stewart County consists of one (1) complex and also a collaborated Pre-K classroom with North Stewart Elementary School.

HREC Head Start operates a center-based option, open for six hours, five days a week. One of these classrooms is an extended classroom located at the Dickson Complex. The Program offers a full day with 20 children receiving extended hours of services.

## **Our Mission**

The mission of Highland Rim Economic Corporation is to coordinate resources to empower and inspire people to reach their full potential.

## **Service Area**



## **Tracking Children's Outcomes**

Using the assessment tool, the Learning Accomplishment Profile 3 (LAP-3), the children's readiness for school is measured three times during the school year. It is documented with the assessment booklet and by use of the Red-e Set Grow web-based program. The baseline is established in September. Using this baseline, teachers are able to plan activities to further school readiness goals.

The LAP-3 allows for the collection of mid-year data collected in January. Using this collection and the baseline already done, comparisons can be made and see where growth has been accomplished and to see where opportunities still exist. Individualize trainings of teachers is possible to enhance activities.

A third assessment is done by the end of the school year. Using all three checkpoints, the program can see where it has performed in school readiness in mandated areas. During the 2017-2018 school year, the highest percentage of mastery comes in the area of Social Emotional Development with 81.23% demonstrating proficiency towards school readiness goals. The lowest area of proficiency was Literacy at 47.50%.

## **CLASS Observations**

In the fall, winter, and spring, the Program conducts observations and reviews CLASS scores program wide and at the classroom level. This is done to get an idea of how the Program and classrooms have fared in the three CLASS domains, Emotional Support, Classroom Organization, and Instructional Support. Steps are taken based on these observations by the Education Manager and Area Coordinator/CLASS observer. This team also identifies staff members that would be reliable CLASS assessors. HREC Head Start currently as four (4) CLASS Reliable staff.

## **Parent Involvement**

Parent Involvement is still a critical component of the HREC Head Start Program. Parents are encouraged and welcomed to volunteer. Parents are provided many opportunities to participate in the program to include volunteering within the classroom, parent committee meetings, School Readiness/Family Engagement, health advisory, and Policy Council. HREC Head Start currently utilizes Ready Rosie providing parents the opportunity to expand the lessons and learning experiences between home and school.



## **Enrollment**

### **Primary Language**

English	268
Spanish	6
Middle Eastern and South Asian	1

### **Type of Eligibility**

Income below 100% of Federal Poverty Line	196
Receipt of Public Assistance (TANF, SSI)	16
Status as a foster child	7
Status as Homeless	1
Over Income	19
Between 100% and 130% of Federal Poverty Guidelines	36

## **Volunteers**

Total Volunteers	1434
Parents or Former Volunteers	558
Total Volunteer Hours	8555

## **Family Services**

<b>Number of Families</b>	259
Single-Parent Families	159
Two-Parent Families	100

### **Parent/Guardian Figures (Two-Parents)**

Parents (Biological, Adoptive, Stepparents)	91
Grandparents	4
Foster Parents not including relatives	5

### **Parent/Guardian Figures (One Parent)**

Mother	139
Father	12
Grandparent	5
Relative other than Grandparent	1
Foster Parent not including relative	2

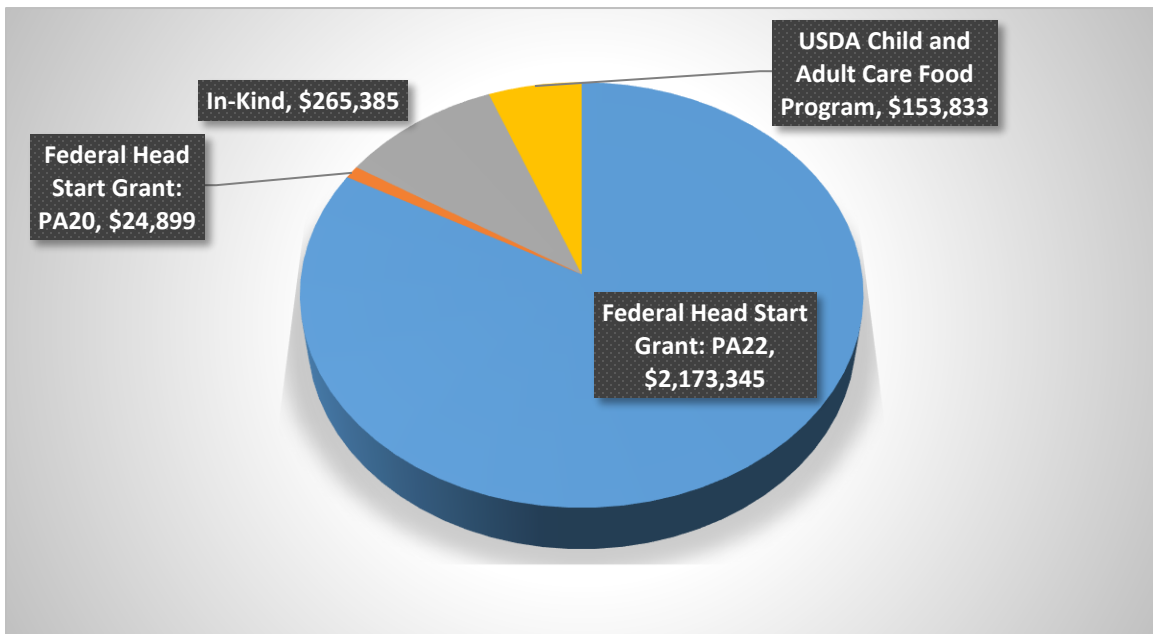
## Health Services

HREC Head Start works with parents to provide enrolled children with comprehensive health services, including medical, dental, mental, and nutritional services. As needs are identified, follow-ups, dental care, and psychological services are provided. Parents are assisted with keeping their children up to date with the State’s EPSDT (Early and Periodic Screening, Diagnostic and Treatment).

### Overview of Health Services

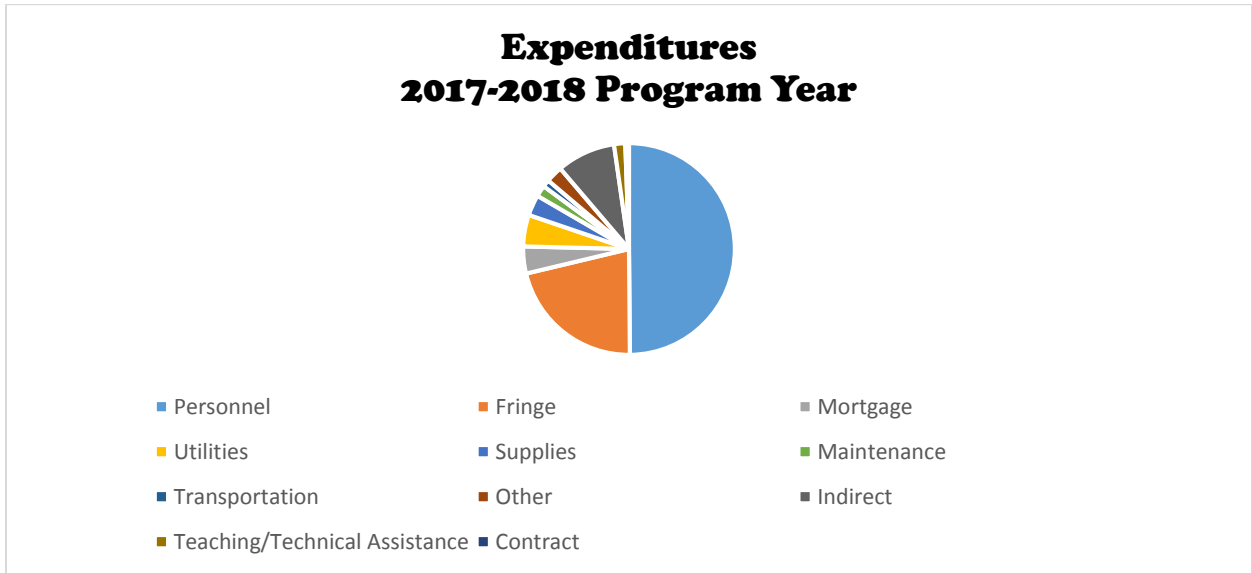
Funded Enrollment	230
Total Cumulative Enrollment	275
Average Monthly Enrollment	100%
Number of Children with Disabilities	45 (16.4%)
Up-to-Date Immunizations (At End of Enrollment)	265 (96.4%)
Children with Health Insurance (At End of Enrollment)	274 (99.6%)
% of Children Receiving Medical Exams (Since Last PIR was Reported)	170/275 (61%)
% of Children Receiving Dental Exams (Since Last PIR was Reported)	182/275 (66%)

### The Funding for Head Start come from:



## 2017-2018 Budget

Personnel-\$1,112,075	Maintenance-\$18,500
Fringe-\$470,265	Teaching/Technical Assistance-\$24,899
Mortgage-\$89,410	Transportation-\$21,008
Utilities-\$86,856	Indirect-\$216,076
Supplies-\$83,315	Other-\$53,334
Contract-\$20,300	



### **Federal Review-**

There were no federal reviews conducted in the 2017-2018 program year.

### **Financial Audit-**

There was an independent audit conducted for the 2017-2018 program year. The results revealed no material finding.